

Research Article

Comparative Efficiency of Magnetized (Biotron) Water and Normal Tap Water on Various Seeds for Their Germination and Growth

Abhay Kumar V.K* and Chandran Krishnaraj

R&D Centre, M/s. Eureka Forbes Ltd, Bommasandra Industrial Area, Bangalore-560099, Karnataka, India

Abstract

The present study discussed on the germination vigour efficiency of various seeds tested and their plant growth using magnetized water produced from Aquaguard domestic water purifiers, which are compared with the normal tap water. These studies were carried out by few of the universities from India such as Cochin University, Babasaheb Bhimrad Ambedkar University, Sri Venkateswara College from Delhi University and Gauhati University. The seeds of red cow pea (*Vigna unguiculata*), soybean (*Glycine max*), mung bean (*Vigna radiata*), corn (*Zea mays*), mustard (*Brassica juncea*), tomato (*Lycopersicum esculentum*), and rice (*Oryza sativa*) were used. The parameters like seed germination study, osmosis assay, shoot length, root length and leaf sizes were documented. From the results, it was clear evident that the penetration of magnetized water into various seeds had positive impact on germination vigour and the growth. The germination vigour was documented at different time intervals from 18 h to 72 h. Very interestingly, the avg. % of seed germination from each magnetized treated groups were high compared to seeds treated with normal tap water.

In addition, the plant growth parameters like leaf size, shoot length, root length were increased in treated groups compared to normal groups. The weight of the seeds was gradually increased from treated groups compared to normal groups in all the seeds. From the above findings, it was clear evident that the hydration of the seeds soaked in Aquaguard with biotron technology is faster than the normal water soaked seeds and also the exhibited better germination and growth in Aquaguard treated water.

Keywords: Aquaguard domestic water purifiers; Biotron; Magnetized water; Seed germination; Plant growth.

***Correspondence**

Author: Abhay Kumar V.K

Email: abhay@eurekaforbes.co.in

Introduction

Magnetized water is nothing but the water exposed to the magnetic field or passed through the magnetic device [1]. During this process magnetic field causes number of changes in water particularly at the atomic and molecular level and also cause changes in electronic structure [2, 3]. Hence the resulting magnetized water molecules are restructuring into very smaller clusters and made of six symmetrically organized molecules. Because of the tiny and uniform cluster of hexagonal structure of the magnetized water can easily enter into inside the cells through the membranes and these features make the magnetized water more bio-friendly compound for plants and animal cells [4].

Currently, there are number of reports were discussed on the positive impact of magnetized water on seed germinations and plant growth [5-13]. In particular, Sadeghipour and Aghaei (2013) had done the study on improving the growth of cowpea (*Vigna unguiculata* L.Walp.) using magnetized water compared with non-magnetized water and the study was carried out during the summer season [14]. The results showed that the irrigation with magnetized water increased the leaf, stem and root of both fresh and dry weight as well as total biomass compared to treat with non-magnetized water. Followed by previous study, ELshokali and Abdelbagi (2014) had carried out the study on impacts of magnetized water on elements contents like Calcium, Potassium, Iron and Zinc concentration in plant seeds of onion, sun flower and tomato and the results were compared with the normal water [15]. These studies were conducted during the winter and the results were clearly showed that the crops contents of the plants were irrigated with the magnetized water exhibited remarkable increases in elements concentration compared to crops using normal water and also achieved the increase of the yields at the time of harvest.

In an another study, Mahmood and Usman (2014) had explained the consequences of magnetized water application on maize seed emergence in sand culture in order to know any beneficial effects of magnetized water application on seedlings [13]. The outcome of the results indicated that the particular group of magnetized treatment promoted the seed germination as well as faster and heavier growth compared to all the other groups. Interestingly, Hilal and Hilal (2000) had done the study on exposing of pepper, cucumber, wheat and tomatoes seeds into

magnetized treated water and reported that the notable improvements in seed germination and seedling emergence were observed [16].

Similarly, Morejon *et al.*, (2007) had carried out the study on exposing of magnetized water and non-magnetized water to *Pinus tropicalis* seeds and the results showed that 43% of seed germination observed in control group where as 81% of seed germination observed in magnetically treated water [17]. In addition remarkable improvement on seedlings growth was achieved in magnetically treated group compared to normal group. Recently, in our previous work we had carried out the study on interactions of magnetized water on three different seeds from the *Amaranthaceae* family namely *Amaranthus tricolor*, *A.gengeticus* and *A.blitum* and the results were clearly showed that the magnetized treated water had positive impact on all the treated groups in terms of seed germination compared to normal treated group [18]. Hence based on the previous reports and the present work carried out from few of the universities in India, here we have discussed on the comparative efficiency of magnetized water produced from Aquaguard domestic water purifiers and normal tap water on various seeds tested.

Materials and Methods

Seeds selection

The selection of healthy seeds and their research work were carried out from few of the Universities in India and the details were presented in **Table 1**.

Table 1: Seeds Selection

Sl.No	Name of the University	Common name of the Seed	Botanical Name of the seed
1.	Cochin University of Science and Technology	Red cow pea seeds	<i>Vigna unguiculata</i>
2.	Babasaheb Bhimrad Ambedkar University	Soybean	<i>Glycine max</i>
		Corn	<i>Zea mays</i>
3.	Sri Venkateswara College- University of Delhi	Mustard	<i>Brassica juncea</i>
		Rice	<i>Oryza sativa</i>
		Tomato	<i>Lycopersicum esculentum</i>
4.	Gauhati University	Green Gram	<i>Vigna radiata</i>

Surface sterilization of seeds

Ten numbers of healthy seeds with similar size, shape and weight were selected for the study. The seeds were surface cleaned twice with sterilized water thoroughly to remove any physical impurities adhered on the surface of seeds. Triplicates were maintained throughout the study.

Impact of magnetized water on seeds

The surface sterilized seeds were immersed in freshly collected magnetized water produced from Aquaguard domestic water purifier for 3 h. Similarly, the seeds were exposed to normal tap water for 3 h.

Production of Magnetized water

In order to produce the magnetized water, 5 set of each magnetic rings were connected with a tube and packed in a housing chamber. This housing chamber is called as biotron cartridge and fixed in Aquaguard water purifier end point. Each biotron cartridge was produced 5000 gauss of magnetic effect into water.

Seed Germination study

Seed germination study was carried out to check the absorption/penetration efficiency of magnetized water on seeds. Uniform layer of cotton beds were made in to sterilized petriplates, 40 ml of each biotron and normal tap water were added separately. Further the excess amount of water was drained carefully without pressing the cotton layer. Then the pre-soaked seeds were raised in to the cotton bed and the germination of different treatment groups were calculated using the formula $G.I = \frac{\text{No. of seeds germinated}}{\text{total no. of seeds}} \times 100$. The above work was carried out in natural light condition (16 h light: 8 h dark) and the temperature were ranged between 25 - 30 °C.

Plant growth study

After 72 h of incubation the leaf size / no. of leaves developed, shoot length and root length were measured in terms of mm.

Osmosis assay

In order to understand the rapid penetration and rate of absorption of magnetized water molecules into the seeds an osmosis study was carried out. Ten numbers of known quantities of each dry seeds were soaked into freshly produced magnetized water and normal tap water. Further the penetration efficiency of water molecules were documented at different time intervals likely, 1, 3 and 6 h. The initial weight and the final weight were documented.

Results and Discussion

The present study was carried out from few of the universities in India. The study demonstrated the simple, rapid and inexpensive way of producing magnetized water from Aquaguard water purifier (**Figure 1**).

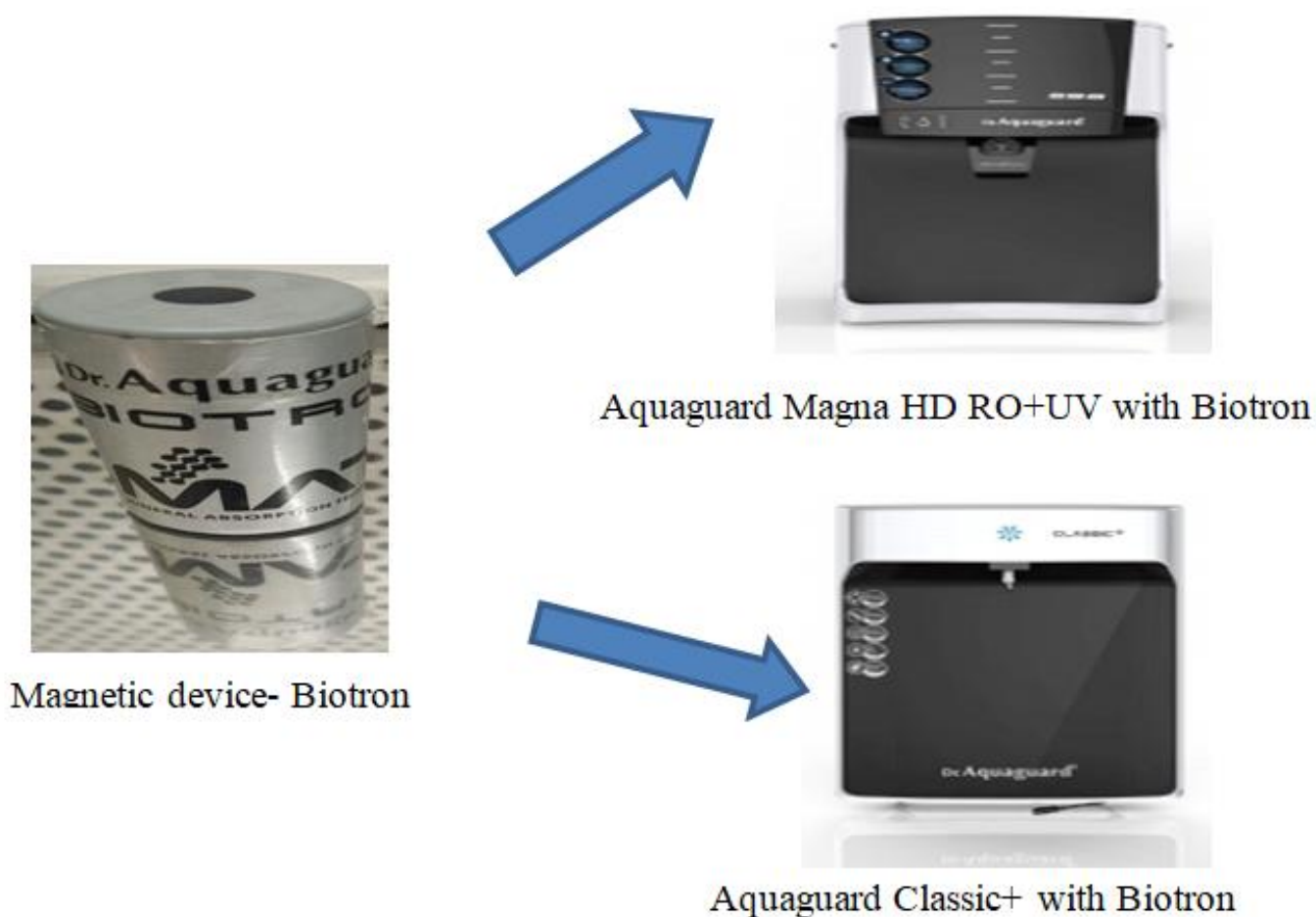


Figure 1 Biotron and Aquaguard picture

For these, the seeds were exposed 3 h each into normal tap water and magnetized water. Then the seeds were shifted to cotton bed and raised for germination. **Figure 2** demonstrates the overall flow diagram of the work.

Function of biotron (magnetic) cartridge on water

Biotron cartridge consist of a 5 set of magnetic rings connected with a tube and each magnetic ring was produced 1000+ gauss of magnetic field. When water molecules passed through the magnetic field a process of de clustering was achieved there by macro cluster form of water molecules converted into micro cluster form. Due to micro cluster form, the movement and penetration of molecule into cells were achieved faster than the normal water (**Figure 3**).

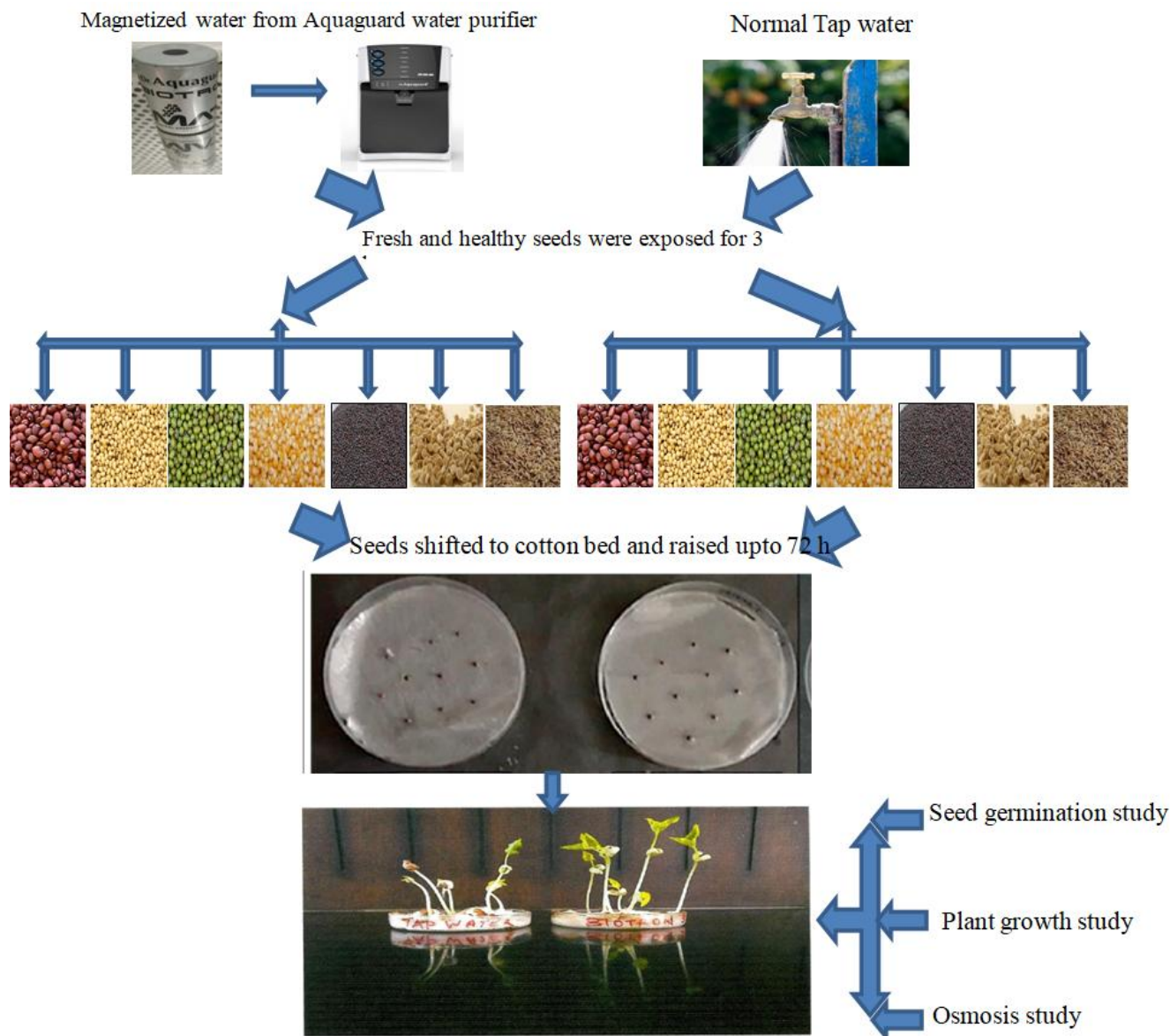
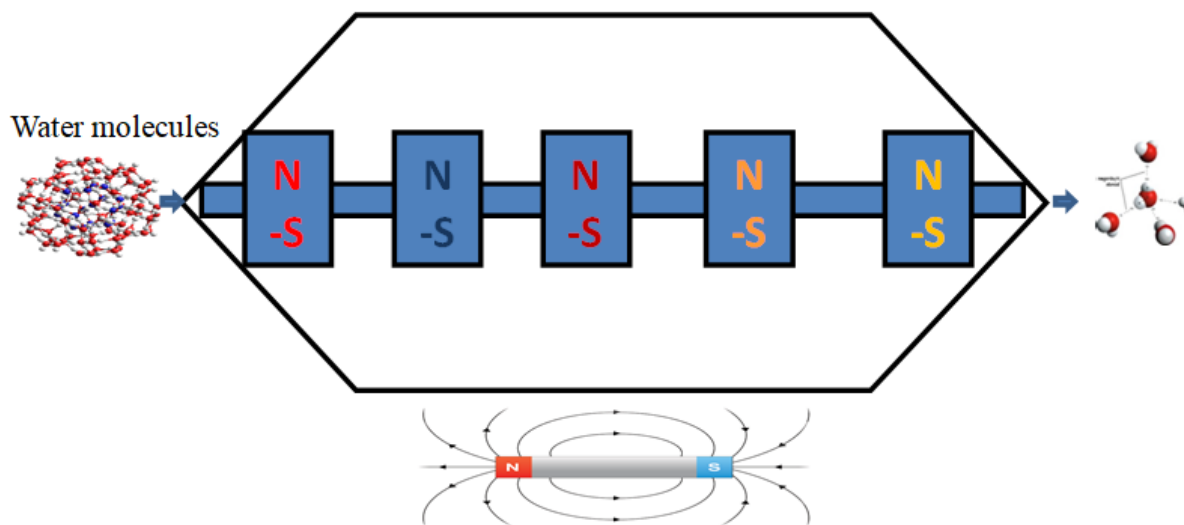


Figure 2 Overall flow diagram of the work



Magnetic Device- Biotron

Figure 3 Schematic flow diagram of biotron cartridge

The reason behind the fast movement of water molecule in magnetized treated water was due to number of hydrogen bonds was proportional to strength of magnetic fields. Due to increase in number of hydrogen bonds in presence of magnetic fields the size of the water molecules were controlled, resulted in change in behaviour of the water molecules [18, 19].

Effect of magnetized water on seed germination

In order to confirm the water absorption/penetration efficiency on seeds, the seed germination studies were carried out using various seeds, such as *Vigna unguiculata*, *Glycine max*, *Vigna radiata*, *Zea mays*, *Brassica juncea*, *Lycopersicum esculentum* and *Oryza sativa*. From the results, it was clear evident that the penetration of magnetized water into tested seeds had positive impact on germination vigour and the growth. The germination vigour was documented at different time intervals from 18 h to 72 h. The avg. % of seed germination from each magnetized treated groups were high compared to seeds treated with normal tap water (Figure 4).

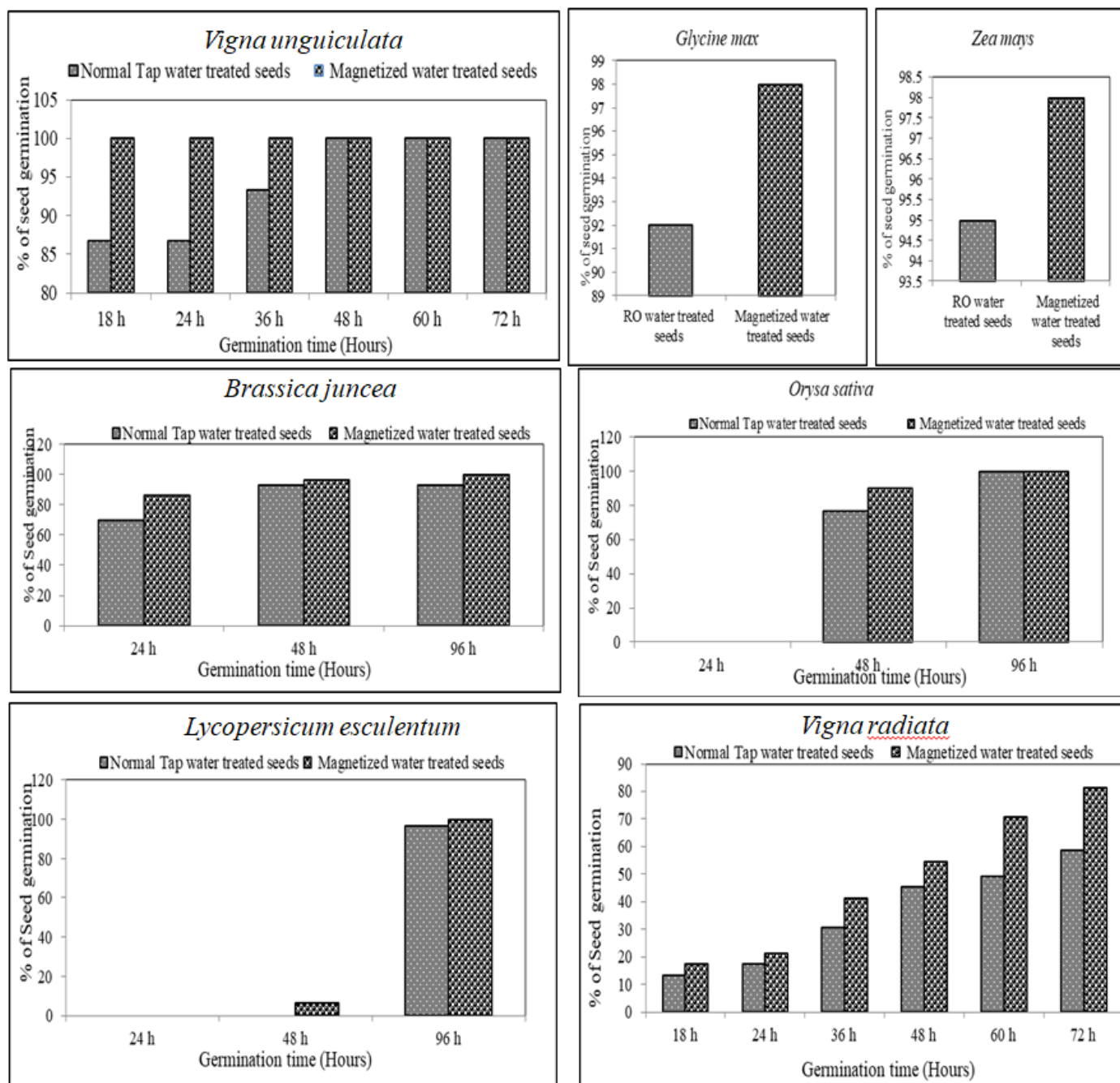


Figure 4 Seed germination study.

These results are in consistent with the previously published research papers [1, 5, 6, 14, 20-25]. The reason behind the increase in seedlings and there by enhanced growth in presence of magnetized treated water was due to activation and production process of enzymes/hormones, enhanced level of the seed-store auxin resulted in initial stimulation, improvement on seed germination, vegetative growth and yield [23, 26, 27].

Plant growth study

Plant growth study was carried out to check the bioavailability of water from seeds to plants. The results of these studies were clearly confirmed that there was a visible change in the growth of plants at 72 h compared to seeds exposed with normal tap water. The seedlings from magnetized treated water were found to have stronger stem, deep penetration capacity of roots as the roots were well developed and healthy leaves. Hence the water passed through magnetic cartridge significantly enhanced the plant growth. The leaf size, shoot length and root length of both treated and non-treated groups of tested seeds were present in **Table 2**.

Table 2: Plant growth study

Growth parameters after 72 h- Cochin University				
Seed Name	Type of water	Shoot length (mm)	Root length (mm)	Leaf size (mm)
1. <i>Vigna unguiculata</i>	Normal water	20	23	25 L x 10 W
	Magnetized water	26	29	35 L x 20 W
Growth parameters after 7 days- Babasaheb Bhimrad Ambedkar University				
Name of seeds	Type of water	Total length (cm)	Leaves count	
2. <i>Glycine max</i>	RO water	15.4	2	
	Magnetized water	16.5	2	
3. <i>Zea mays</i>	RO water	24.0	2	
	Magnetized water	24.6	2	
Root and Shoot biomass after 120 h- Sri Venkateswara college – University of Delhi				
Name of seeds	Type of water	Dry weight		
		Root	Shoot	
4. <i>Brassica juncea</i>	Normal water	0.007	0.018	
	Magnetized water	0.015	0.027	
5. <i>Oryza sativa</i>	Normal water	0.011	0.007	
	Magnetized water	0.009	0.020	
6. <i>Lycopersicum esculentum</i>	Normal water	0.0024	0.00389	
	Magnetized water	0.00566	0.01103	
Avg % of growth parameters after 72 h- Gauhati University				
Seed Name	Type of water	Shoot length (mm)	Root length (mm)	Leaf size (mm)
7. <i>Vigna radiata</i>	Normal water	11	02	No leaf
	Magnetized water	19	06	02

Researchers have reported that the magnetic treatment produced the bio stimulation on the initial growth stages and increase the germination rate of several seeds such as rice [28, 29] wheat [30] and barley [31]. Very recently, Sayed and Sayed (2014) had done the study on impact of magnetic water irrigation for improve the growth, chemical composition and yield production of Broad bean (*Vicia faba* L.) plant and reported that the magnetic treated broad bean significantly increased the growth parameters (plant height, fresh and dry weight of leaves, stem, and root, leaf area) as compared to the tap water (control) [32]. In addition Aladjadjiyan (2012) showed that the exposure of *Zea mays* seeds had a favourable effect on the development of shoots in the early stages [7]. In addition, Nasher (2008) had reported that the chick pea plants irrigated with magnetized water were taller than plants irrigated with tap water [22].

Osmosis study

Osmosis study was carried out to confirm the efficiency of water molecules penetrating into the tested seeds (**Table 3**).

Table 3 Rate of water absorption VS time (Hours) – 10 seeds each measured in gm

Sl. No.	Name of the Seed	Type of water	Wt of dry seeds	Wt after 1 h	% Wt increase	Wt after 3 h	% Wt increase	Wt. after 6 h	% Wt increase
1.	<i>Vigna unguiculata</i>	Tap water	1.439	1.848	28.42	2.262	57.19	2.662	84.9
		Magnetized water	1.521	2.149	41.28	2.737	79.94	3.317	118.08
2.	<i>Glycine max</i>	RO water	0.20	0.21	5	0.24	20	0.24	20
		Magnetized water	0.19	0.21	10.52	0.23	21.05	0.26	36.84
3.	<i>Zea mays</i>	RO water	0.38	0.39	2.63	0.41	7.89	0.42	10.52
		Magnetized water	0.38	0.39	2.63	0.41	7.89	0.42	10.52
4.	<i>Vigna radiate</i>	Tap water	0.972	1.469	51.13	1.524	56.79	1.648	69.54
		Magnetized water	0.987	1.671	69.30	1.766	78.92	1.971	99.69

From the results, it was clear evident that the absorption/penetration efficiency of water molecules were gradually increased in both the treatment but in case of magnetized treated water, it was much better. These results are in agreement with the study conducted by Taia *et al.*, (2007) had observed the significant increase in rate of water absorption could cause by the variations induced by magnetic fields in the ionic currents across the cellular membrane resulted in change in osmotic pressure [33]. Similarly, Stange *et al.*, (2002) reported that the electromagnetic fields cause changes in rate of ion transportation across the plasma membrane and also affect the structure of the cell membrane lipid protein dynamics resulted in alteration in the permeability of the plasma membrane of plant roots [34]. In addition, Vashisth and Nagarajan (2010) had demonstrated that the leachate conductivity of magnetic-exposed seeds was lower than unexposed seeds, due to better membrane integrity in magnetically-exposed seeds [35]. The modification of binding properties of seed water and increased seed membrane integrity in magnetically -exposed seeds might have enhanced the germination traits and early seedling growth of maize [36].

Conclusion

The present study discussed on the comparative efficiency of magnetized water produced from aquaguard domestic water purifier and normal tap water on various seeds. From the results, it was clear evident that the penetration of magnetized water into various seeds had positive impact on germination vigour and the growth. The weight of the seeds was gradually increased from treated groups compared to normal groups in all the seeds. Based on overall findings, it was clearly concluded that the magnetized treated water produced from aquaguard domestic water purifiers is superior and fast penetration in to the cells, there by hydrating of the cells is faster than the normal tap water which tends the faster growth in seed germination.

Acknowledgements

Authors would like to thank R&D facility from M/s. Eureka Forbes Limited, Bangalore for provided funding opportunity. Also authors thanks to research faculty members from Cochin University, Babasaheb Bhimrad Ambedkar University, Sri Venkateswara College from Delhi University, Guwahati University for carry out the research work.

References

- [1] Hozayn, M. and Abdul Qados, A.M.S. Irrigation with magnetized water enhances growth, chemical constituent and yield of chickpea (*Cicer arietinum* L.). *Agricultural and Biology Journal of North America*. 2010a, 1(4): 671-676.
- [2] Silva, J.A.T. and Dobranszki, J. Impact of magnetic water on plant growth. *Environmental and Experimental Biology*. 2014, 12: 137-142.
- [3] Pang, X.F. and Deng, B. Investigation of changes in properties of water under the action of a magnetic field. *Sci. China Ser. G: Phys. Mech. Astro*. 2008, 51: 1621-1632.

- [4] Ali, Y., Samaneh, R. and Kavakebian, F. Applications of Magnetic Water Technology in Farming and Agriculture Development: A Review of Recent Advances. *Current World Environment*. 2014, 9(3): 695-703.
- [5] Maheshwari, B.L. and Grewal, H.S. Magnetic treatment of irrigation water: Its effects on vegetable crop yield and water productivity. *Agricultural Water Management*. 2009, 96: 1229-1236.
- [6] Grewal, H.S. and Maheshwari, B.L. Magnetic treatment of irrigation water and snow pea and chickpea seeds enhances early growth and nutrient contents of seedlings. *Bioelectromagnetics*. 2011, 32: 58-65.
- [7] Aladjadjian, A. Physical factors for plant growth stimulation improve food quality, food production-approaches, challenges and tasks, Anna Aladjadjian (Ed.), ISBN: 978- 953-307-887-8, In Tech Publisher, Rijeka, Croatia. 2012: 270.
- [8] Belyavskaya, N. Ultrastructure and calcium balance in meristem cells of pea roots exposed to extremely low magnetic fields. *Advances in Space Research*. 2001, 28 (4): 645-650.
- [9] Belyavskaya, N. Biological effects due to weak magnetic field on plants. *Advances in space Research*. 2004, 34(7): 1566-1574.
- [10] Muraji, M., Nishimura, M., Tatebe, W. and Fujii, T. Effect of alternating magnetic field on the growth of the primary root of corn. *Magnetics, IEEE Transactions*. 1992, 28(4): 1996-2000.
- [11] Muraji, M., Asai, T. and Tatebe, W. Primary root growth rate of *Zea mays* seedlings grown in an alternating magnetic field of different frequencies. *Bioelectrochemistry and Bioenergetics*. 1998, 44(2): 271-273.
- [12] Turker, M., Temirci, C., Battal, P. and Erez, M.E. The effects of an artificial and static magnetic field on plant growth, chlorophyll and phytohormone levels in maize and sunflower plants. *Phyton*. 2007, 46(2): 271-284.
- [13] Mahmood, S. and Usman, M. Consequences of magnetized water applications on maize seed emergence in sand culture. *J.Ari.Sci.Tech*. 2014, 16: 47-55.
- [14] Sadeghipour, O. and Aghaei, P. Improving the growth of cowpea (*Vigna unguiculata*, L. Walp.) by magnetized water. *Journal of Bio. & Env. Sci*. 2013, 3(1): 37-43.
- [15] ELshokali, A.A.M., and Abdelbagi, A.M. Impact of magnetized water on elements contents in plants seeds. *International Journal of Scientific Research and Innovative Technology*. 2014, 1(4):12-21.
- [16] Hilal, M.H., and Hillal, M.M. Application of magnetic technologies in desert agriculture.1- Seed germination and seedling emergence of some crop in a saline calcareous soil. *Egypt J. Soil Sci*. 2000, 40: (3): 413-421.
- [17] Morejon, L.P., Castro, J.C., Velazquez, L.G., and Govea, A.P. Simulation of *Pinus tropicalis* M. seeds by magnetically treated water. *Int. Agrophys*. 2007, 21: 173-177.
- [18] Krishnaraj, C., Yun, S.I. and Abhay Kumar V.K. Effect of Magnetized Water (Biotron) on Seed Germination of Amaranthaceae Family. *Journal of Academia and Industrial Research*. 2017, 5 (10): 152-156.
- [19] Changa, K. and Weng, C. The effect of an external magnetic field on the structure of liquid water using molecular dynamics simulation. *J. Appl. Phys*. 2006, 100: 7-11.
- [20] Ijaz, B., Jatoi, S.A., Ahmad, D., Masood, M.S. and Siddiqui S. Changes in germination behavior of wheat seeds exposed to magnetic field and magnetically structured water. *Afr. J. Biotechnol*. 2012, 11 (15): 3575-3582.
- [21] Moussa, H.R. The impact of magnetic water application for improving common bean (*Phaseolus vulgaris* L.) production. *New York Science Journal*. 2011, 4 (6): 15-20.
- [22] Nasher, S.H. The Effect of magnetic water on growth of chickpea seeds. *Eng. & Tech*. 2008, 26(9): 4 pages.
- [23] De Souza, A., Garcia, D., Sueiro, L., Gilart, F., Porras, E. and Licea, L. Pre-Sowing Magnetic Treatments of Tomato Seeds Increase the Growth and Yield of Plants. *Bioelectromagnetics*. 2006, 27: 247-257.
- [24] Abdul Qados, A.M.S. and Hozayn, M. Magnetic water technology, a novel tool to increase growth, yield and chemical constituents of lentil under greenhouse condition. *American-Eurasian Journal of agriculture and Environmental Sciences*. 2010, 7(4): 457-462.
- [25] Hozayn, M. and Abdul Qados, A.M.S. Magnetic water application for improving wheat (*Triticum aestivum* L.) crop production. *Agriculture and Biology Journal of North America*. 2010, 1(4): 677-682.
- [26] De Souza, A., Casate, R. and Porras, E. Effect of magnetic treatment of tomato seeds (*Lycopersicon esculentum* Mill.) on germination and seedling growth, (in Spanish). *Invest Agr Prod Prot Veg*. 1999, 14(3): 67-74.
- [27] De Souza, A., Garcia, D., Sueiro, L., Licea, L. and Porras, E. Pre-sowing magnetic treatments of tomato seeds: Effects on the growth and yield of plants cultivated late in the season. *Spanish. J.Agric. Res*. 2005, 3(1): 113-122.
- [28] Carbonell, M.V., Martinez, E. and Amaya, J. M. Stimulation of Germination in Rice (*Oryza sativa* L.) by a static magnetic field. *J. Electro. Magnetobiol*. 2000, 19: 121-128.
- [29] Florez, M., Carbonell, M. V. and Martinez, E. Early sprouting and first stages of growth of rice seeds exposed to a magnetic field. *J. Electro. Magnetobiol*. 2004, 19: 271-277.

- [30] Martinez, E., Carbonell, M. V. and Florez, M. Magnetic biostimulation of initial growth stages of wheat (*Triticum aestivum*, L.). *J. Electromagnet Biol. Medicine*. 2002, 21 (1): 43-53.
- [31] Martinez, E., Carbonell, M.V. and Amaya, J.M. A static magnetic field of 125 mT stimulates the initial growth stages of barley (*Hordeum vulgare* L.). *Electr. Magnetobiol.* 2000, 19: 271.
- [32] Sayed, H.E. and Sayed. A.E. 2014. Impact of Magnetic Water Irrigation for Improve the Growth, Chemical Composition and Yield Production of Broad Bean (*Vicia faba* L.) Plant. *American Journal of Experimental Agriculture*. 2014, 4(4): 476-496.
- [33] Taia, W.K., Al-Zahrani, H.S. and Kotbi, A.M. The effect of static magnetic forces on water contents and photosynthetic pigments in Sweet Basil *Ocimum basilicum* L. (Lamiaceae). *Saudi J Biol Sci*. 2007, 14(1): 103-107.
- [34] Stange, B.C., Rowland, R.E., Rapley, B.I. and Podd, J.V. ELF magnetic fields increase amino acid uptake into *Vicia faba* L. roots and alter ion movement across the plasma membrane. *Bioelectromagnetics*. 2002, 23: 347-354.
- [35] Vashisth, A. and Nagarajan, S. Effect on germination and early growth characteristics in sunflower (*Helianthus annuus*) seeds exposed to static magnetic field. *J Plant Physiol*. 2010, 167: 149-156.
- [36] Yazied, A.E.I., El-Gizawy, A.M., Khalf, S.M., El-Satar. and Shalaby, O.A. Effect of Magnetic Field Treatments for Seeds and Irrigation Water as Well as N, P and K Levels on Productivity of Tomato Plants. *J.Appl. Res.*2012, 8(4): 2088-2099.

Publication History

Received	04 th Jan 2018
Revised	05 th Mar 2018
Accepted	14 th Mar 2018
Online	30 th Mar 2018

© 2018, by the Authors. The articles published from this journal are distributed to the public under “**Creative Commons Attribution License**” (<http://creativecommons.org/licenses/by/3.0/>). Therefore, upon proper citation of the original work, all the articles can be used without any restriction or can be distributed in any medium in any form.